



226600111 AA

7732187945239999990801



SLDF30542SS 23 999999 08

7732187945239999990801




SLDF30542SS 23 999999 08

beko

SLDF30542SS

Class I 4,35 kW
220-240 V ~ ;60 Hz 2AC~N
7732187945 23 999999 08





Conforms to UL Std. 858
Cert. to CSA Std. CSA -E60335-2-6

beko


SLDF30542SS

Class I 4,35 kW
220-240 V ~ ;60 Hz 2AC~N
7732187945 23 999999 08




Conforms to UL Std. 858
Cert. to CSA Std. CSA -E60335-2-6

SLDF30542SS
7732187945
23 999999 08





Manufactured by Arcelik A.S.
Cooking Appliances Plant - Bolu
Yukarı Soku Mahallesi Arçelik Sokak
No:1 /14300
BOLU MERKEZ / BOLU, TURKEY

The gas appliance pressure regulator must be set for the gas with which the appliance is used.
"The Installation drawing are described in instruction manual"

226600111 AA

7732187945239999990801

7732187945239999990801



SLDF30542SS 23 999999 08

SLDF30542SS 23 999999 08

beko

SLDF30542SS

Nat - LP

220-240 V ~ ;60 Hz 2AC~N

Conforms to ANSI Z21.1-2018 – Household Cooking Appl
Certified to CSA 1.1-2018 – Household Cooking Appl
Certified to CSA 2.17-2017 – Gas-fired appliances for use at high altitudes

Manifold Pressure Natural gas 5 inches WC

Manifold Pressure LP gas 10 inches WC



Total Rate: Nat 54500 BTU/h- LP 47000 BTU/h

7732187945 23 999999 08

BTU/h

Rear left: Nat 8000/LP 6500

Rear right: Nat 8000/LP 6500

Front left: Nat 12500/LP 9250

Front right: Nat 16000/LP 16500

Center: Nat 10000/LP 8250

This appliance can be used with LP gas and Nat. gas. It is shipped from the factory adjusted for use with Nat. gas. Conversion orifices are located as described in the user manual. Follow the instructions packaged with the orifices for gas conversion.

SLDF30542SS
7732187945
23 999999 08

